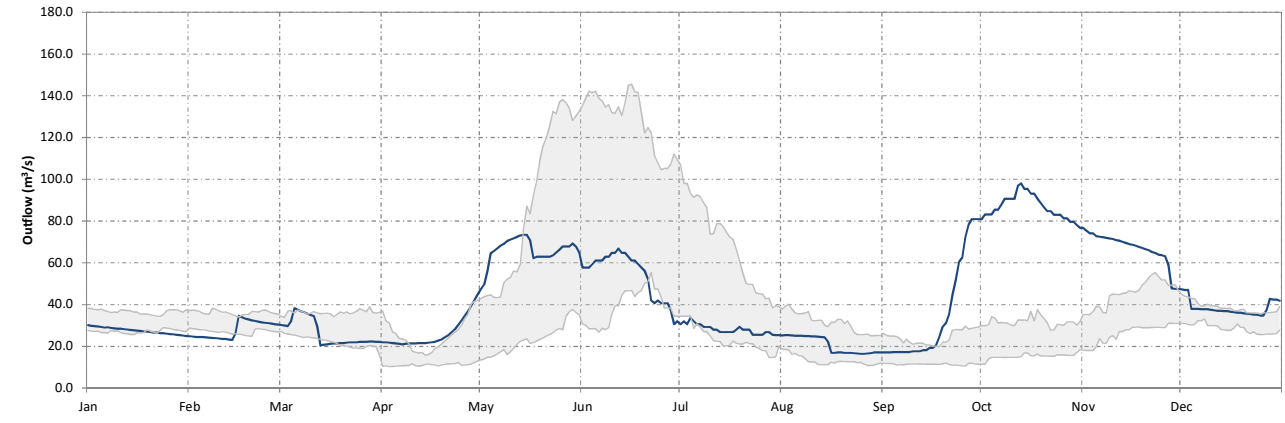
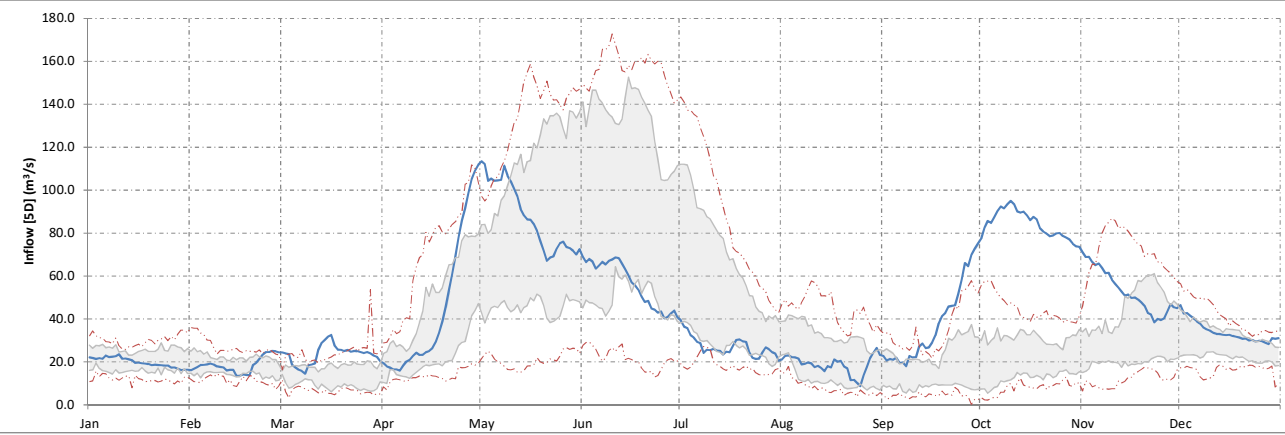
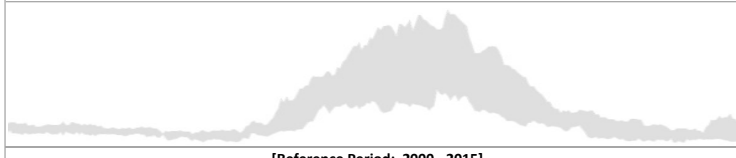




Raft Lake Dam 2019



25th to 75th Percentile Data



[Reference Period: 2000 - 2015]

Date	Elevation (m)	Inflow [5D] (m ³ /s)	Outflow [1D] (m ³ /s)
25-Dec-19	414.608	29.8	34.8
26-Dec-19	414.601	29.7	34.8
27-Dec-19	414.596	28.9	37.5
28-Dec-19	414.571	28.3	42.8
29-Dec-19	414.554	31.0	42.4
30-Dec-19	414.552	30.8	42.4
31-Dec-19	414.532	31.1	41.9

Provisional Data